

Scaled data based on original data using  
LM-79-08 Approved Method: Electrical and Photometric Measurements of Solid-  
State Lighting Products

Test Report Prepared for  
Cooper Lighting Solutions  
(formerly Eaton)

Brand: McGRAW-EDISON

Report Number: P385699

Luminaire Tested: **GWC-SA1B-730-U-T3**

Issue Date: 3/3/2020

**Test Information**

Test Method: LM-79-08  
Report Number: P385699  
TEST IS SCALED FROM IESNA LM-79-08 TEST DATA (G2-1903-205-14)  
Test Lab: INNOVATION CENTER  
Issue Date: 3/3/2020  
Manufacturer: COOPER LIGHTING SOLUTIONS (FORMERLY EATON)  
Product Line: MCGRAW-EDISON  
Catalog Number: GWC-SA1B-730-U-T3  
Description: GALLEON WALL LUMINAIRE  
(1) 70 CRI, 3000K, 800mA LIGHTSQUARE WITH 16 LEDS AND TYPE III OPTICS  
Light Source: -  
Ballast/Driver: ELECTRONIC DRIVER

**Summary**

Lumens per Lamp: N/A  
Luminaire Lumens: 5560 lumens  
Efficiency: N/A  
Efficacy: 126.4 lumens/watt  
Luminous Opening: Rectangular (W 0.5' x L: 0.5' x H: 0')  
IES Classification: Type III - Short  
BUG Rating: B1 - U0 - G2

Input Watts (W): 44  
Input Voltage (V): NR  
Input Current (Ain): NR  
Voltage Rise (V): NR  
Power Factor: NR  
Total Harmonic Distortion (THDi): NR  
Frequency (hertz): 60  
Stabilization Time: NR  
Operation Time: NR  
Ambient Temperature (°C): NR  
Test Distance: 24 FT

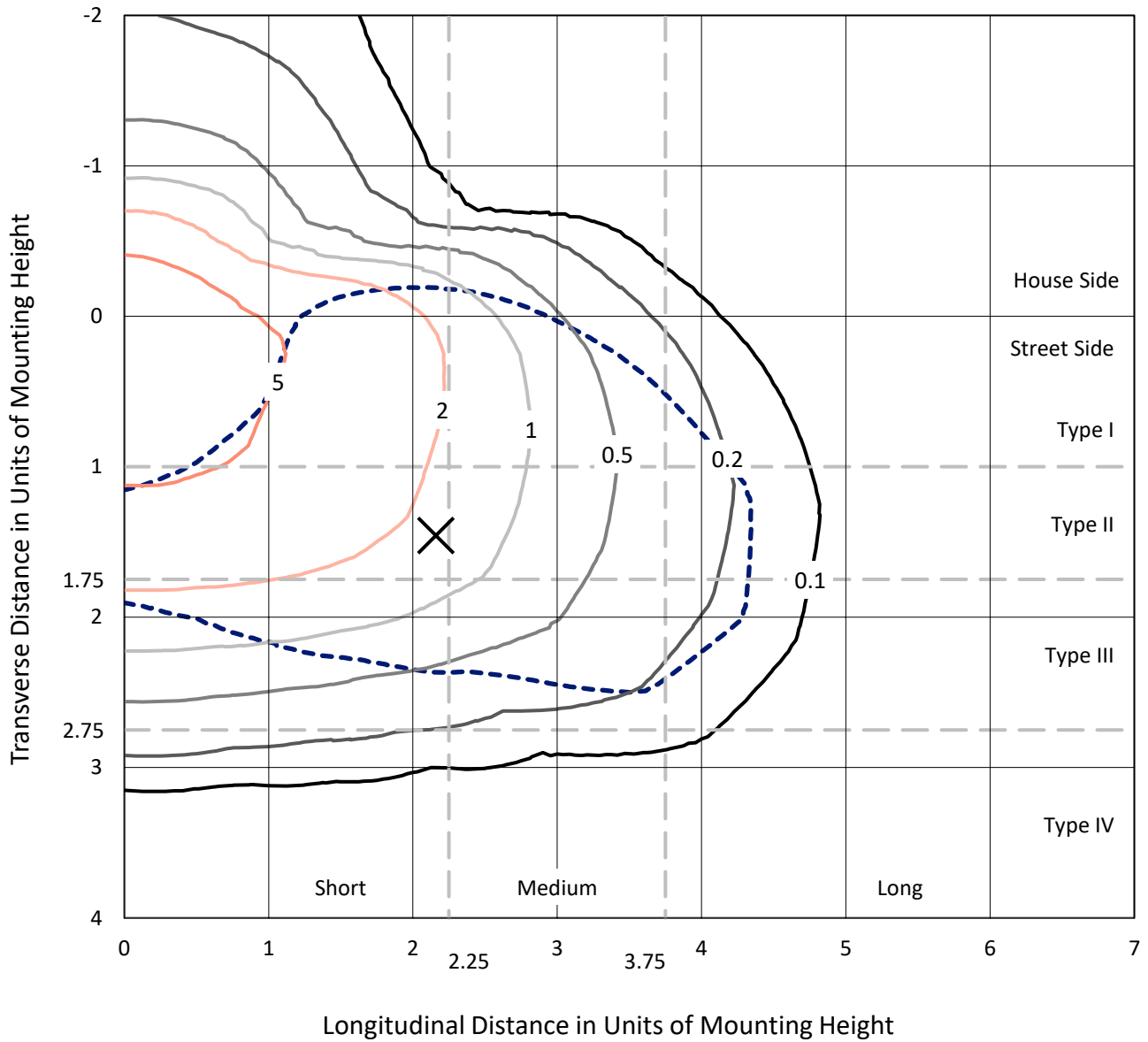


REPORT NUMBER: P385699

CATALOG NUMBER: GWC-SA1B-730-U-T3

### Iso-Footcandle Lines of Horizontal Illumination

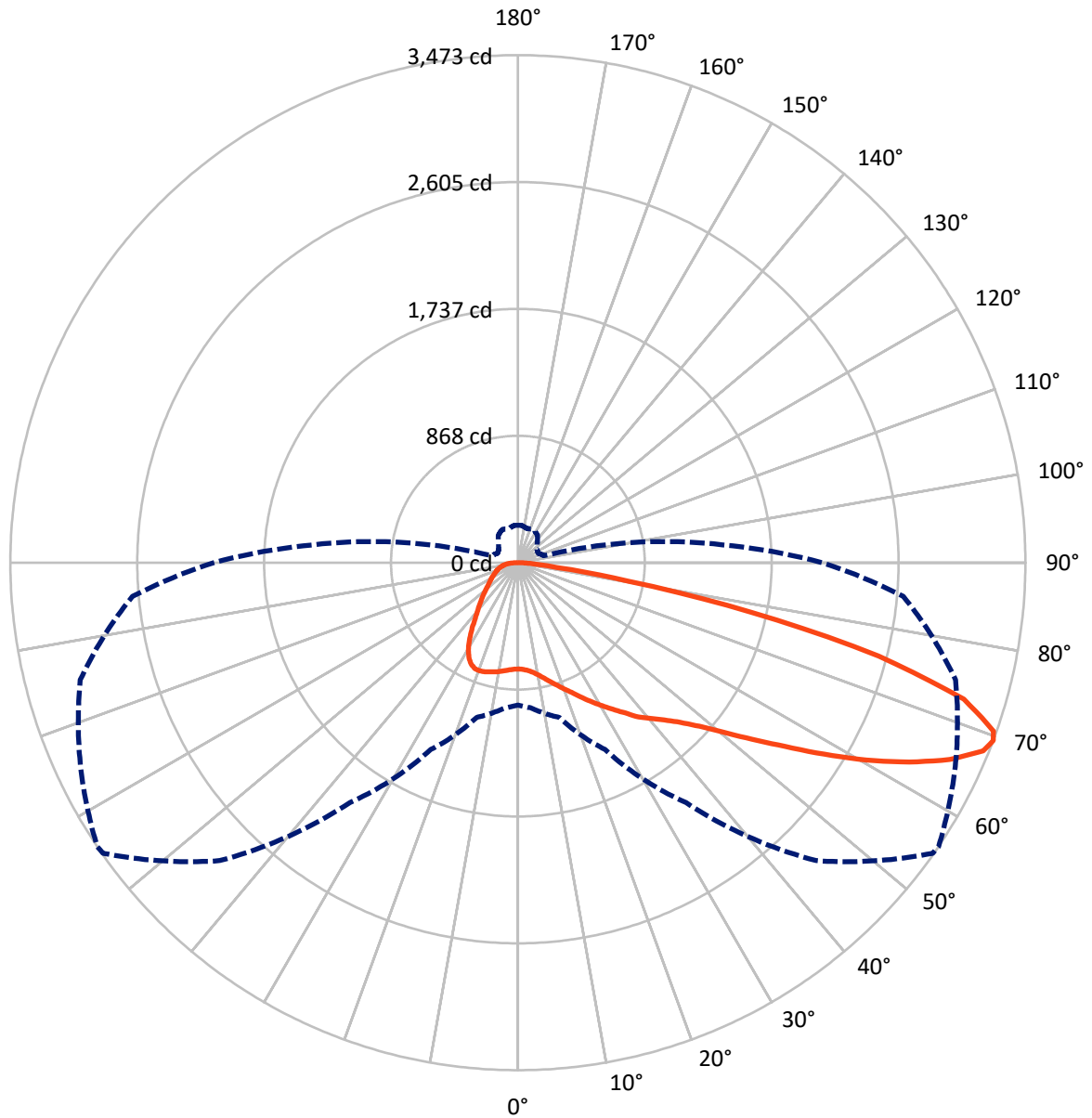
✕ Max cd  
 - - - 1/2 Max cd



Based on 10 foot mounting height. Maximum calculated value = 7.9 fc  
 Type III - Short - N/A

REPORT NUMBER: P385699  
CATALOG NUMBER: GWC-SA1B-730-U-T3

### Luminous Intensity Polar Plot



— Vertical Plane Through 56-Deg Lateral    - - - Horizontal Cone Through 69-Deg Vertical

REPORT NUMBER: P385699

CATALOG NUMBER: GWC-SA1B-730-U-T3

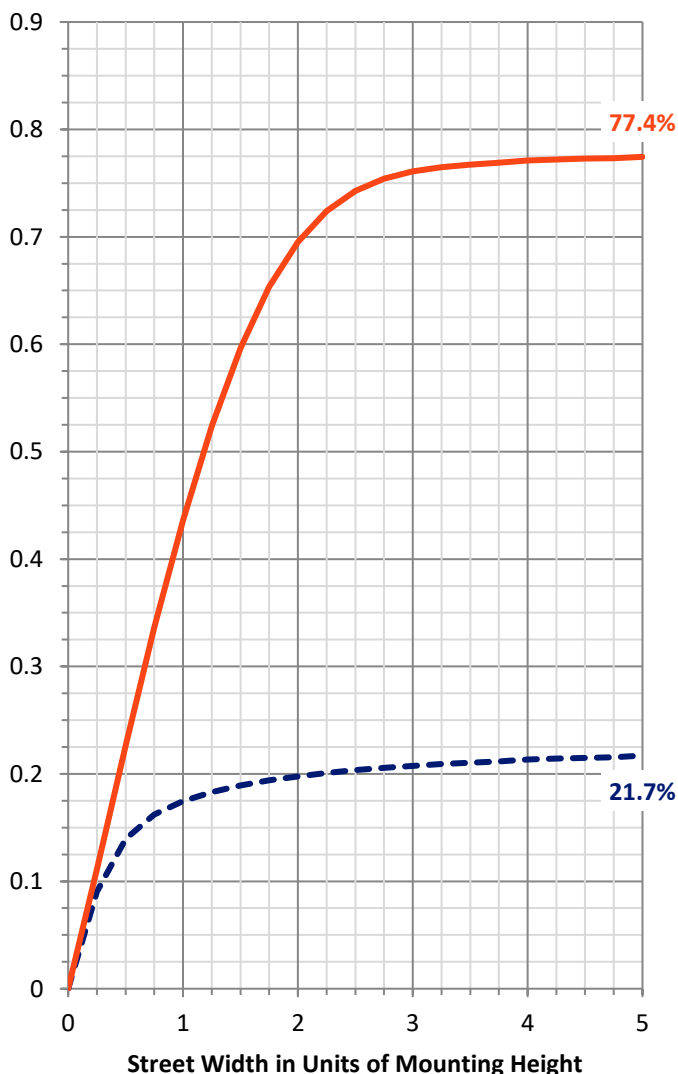
**FLUX DISTRIBUTION:**

		Downward	Upward	Total
<b>House Side</b>	Lumens	1238.2	0.0	1238.2
	% Fixture	22.3	0.0	22.3
<b>Street Side</b>	Lumens	4321.8	0.0	4321.8
	% Fixture	77.7	0.0	77.7
<b>Total</b>	Lumens	5560.0	0.0	5560.0
	% Fixture	100.0	0.0	100.0

**ZONAL LUMENS:**

Zone	Lumens	% Fixture
0°-10°	71.4	1.3
10°-20°	229.6	4.1
20°-30°	400.7	7.2
30°-40°	575.6	10.4
40°-50°	796.7	14.3
50°-60°	1167.2	21.0
60°-70°	1423.1	25.6
70°-80°	786.8	14.2
80°-90°	109.0	2.0
90°-100°	0.0	0.0
100°-110°	0.0	0.0
110°-120°	0.0	0.0
120°-130°	0.0	0.0
130°-140°	0.0	0.0
140°-150°	0.0	0.0
150°-160°	0.0	0.0
160°-170°	0.0	0.0
170°-180°	0.0	0.0
0°-90°	5560.0	100.0
0°-180°	5560.0	100.0

**Coefficient of Utilization**



REPORT NUMBER: P385699

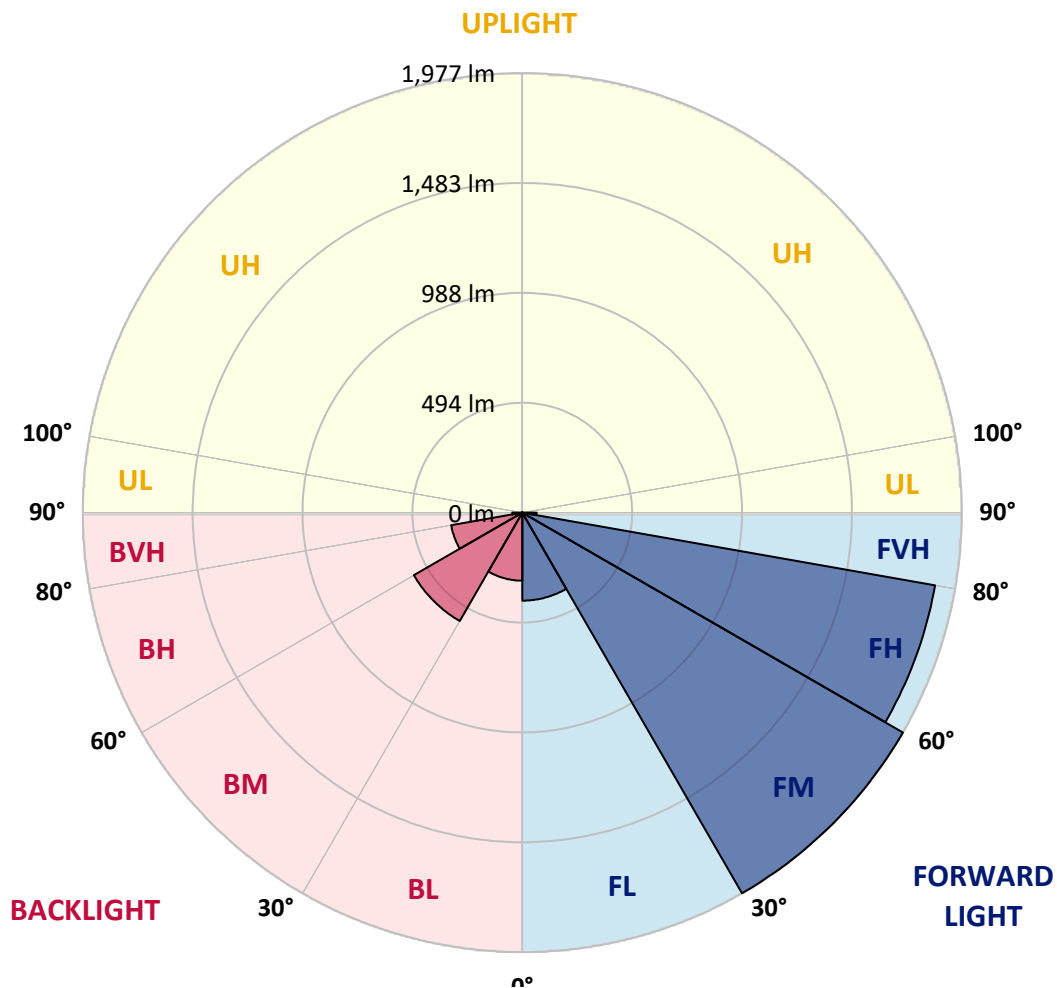
CATALOG NUMBER: GWC-SA1B-730-U-T3

**LUMINAIRE CLASSIFICATION SYSTEM LUMEN TABLE AND BUG RATING:**

Zone	Lumens	% Fixture	Zone Rating/Lumen Limit		
			B	U	G
FL (0°-30°)	395.7	7.1			
FM (30°-60°)	1976.8	35.6			
FH (60°-80°)	1885.1	33.9			G2/5000
FVH (80°-90°)	64.2	1.2			G1/100
BL (0°-30°)	306.0	5.5	B1/500		
BM (30°-60°)	562.7	10.1	B1/1000		
BH (60°-80°)	324.7	5.8	B1/500		G1/500
BVH (80°-90°)	44.8	0.8			G1/100
UL (90°-100°)	0.0	0.0		U0/0	
UH (100°-180°)	0.0	0.0		U0/0	

**BUG Rating: B1-U0-G2**

Type III Short





REPORT NUMBER: P385699

CATALOG NUMBER: GWC-SA1B-730-U-T3

**CANDELA DISTRIBUTION (FULL):**

	0°	5°	15°	25°	35°	45°	55°	56°	65°	75°	85°
0°	726.9	726.9	726.9	726.9	726.9	726.9	726.9	726.9	726.9	726.9	726.9
2.5°	731.5	732.2	731.7	733.2	731.5	732.6	731.7	731.7	731.1	729.4	727.5
5°	743.0	744.5	743.6	745.1	743.0	743.4	741.6	741.6	739.9	736.3	732.4
7.5°	761.0	762.7	761.9	763.5	760.6	760.6	758.3	758.1	754.7	748.7	744.3
10°	782.4	784.7	784.0	786.3	784.0	784.7	782.4	782.4	777.8	769.4	763.9
12.5°	813.7	816.5	814.4	814.2	813.3	814.8	812.9	812.5	808.3	796.8	789.1
15°	855.4	858.5	854.1	853.7	848.3	847.7	847.7	847.2	844.5	830.7	818.1
17.5°	903.5	904.4	900.6	894.5	887.6	883.2	882.6	884.1	884.1	868.0	847.9
20°	950.6	952.3	949.3	942.4	933.6	927.0	922.4	925.5	925.3	906.2	877.6
22.5°	1001.9	1006.0	1001.4	992.5	982.2	974.9	966.9	969.6	969.8	946.2	906.7
25°	1068.4	1064.8	1061.9	1049.4	1034.7	1027.2	1019.7	1022.4	1021.7	989.3	936.8
27.5°	1127.2	1128.0	1124.1	1110.9	1093.9	1077.4	1077.0	1078.7	1075.9	1034.1	965.2
30°	1195.6	1196.0	1190.6	1178.7	1160.1	1138.9	1133.9	1136.8	1130.6	1076.6	995.0
32.5°	1263.6	1265.5	1259.6	1245.2	1230.2	1204.4	1194.4	1196.3	1181.0	1120.1	1025.9
35°	1323.1	1325.8	1323.9	1314.3	1298.1	1275.8	1264.0	1262.8	1243.8	1173.4	1066.7
37.5°	1383.9	1386.4	1384.2	1376.2	1369.7	1346.1	1339.8	1339.8	1306.9	1227.8	1118.6
40°	1446.3	1450.1	1447.6	1436.5	1431.0	1420.3	1405.1	1401.5	1365.9	1293.1	1203.2
42.5°	1504.3	1509.3	1519.3	1512.8	1501.5	1503.0	1472.5	1470.6	1444.6	1389.6	1309.5
45°	1586.7	1594.0	1610.8	1605.9	1603.6	1595.1	1558.9	1557.2	1547.2	1519.5	1441.5
47.5°	1676.5	1686.5	1716.9	1717.9	1742.6	1726.7	1677.5	1671.6	1673.8	1675.0	1602.6
50°	1759.3	1770.2	1820.2	1843.7	1902.0	1905.4	1826.7	1821.3	1830.3	1856.8	1790.3
52.5°	1825.4	1839.1	1901.6	1974.4	2074.2	2102.5	2010.4	2006.4	2013.1	2058.6	2002.5
55°	1873.8	1888.8	1956.8	2089.3	2248.7	2298.6	2221.8	2218.0	2222.2	2280.3	2233.3
57.5°	1885.1	1888.8	1987.4	2166.7	2395.9	2516.0	2480.6	2472.9	2452.3	2502.8	2488.1
60°	1832.1	1846.6	1962.1	2193.9	2509.9	2730.4	2751.1	2741.5	2683.4	2724.8	2712.9
62.5°	1724.4	1750.5	1867.7	2152.5	2554.5	2905.4	3016.3	3004.8	2904.9	2931.7	2874.6
65°	1548.6	1559.7	1682.9	2009.8	2497.8	3017.5	3252.9	3247.1	3121.3	3079.4	2904.5
67.5°	1234.1	1255.0	1359.5	1711.6	2265.9	3004.3	3435.8	3435.2	3262.7	3134.1	2798.6
69°	974.9	996.6	1096.2	1409.9	2005.0	2883.4	3466.5	3473.2	3302.5	3100.8	2647.2
70°	777.3	802.4	870.7	1187.5	1773.4	2724.1	3441.0	3453.0	3294.8	3045.8	2507.6
72.5°	330.8	351.1	399.7	612.2	1080.8	2034.1	3146.2	3191.8	3117.3	2787.6	2072.4
75°	144.4	150.7	172.8	249.6	479.8	1107.1	2464.7	2549.0	2665.4	2356.3	1543.8
77.5°	105.7	108.4	120.5	146.5	215.3	418.1	1585.0	1634.0	1922.3	1714.6	947.0
80°	81.8	83.7	93.1	107.6	140.6	169.1	722.9	765.0	1080.8	880.7	394.4
82.5°	65.1	66.5	73.0	79.3	97.1	102.5	240.0	266.2	399.0	243.3	104.4
85°	60.5	62.1	64.4	57.8	62.2	60.1	103.8	108.6	120.5	95.6	43.7
87.5°	27.4	32.4	63.8	45.0	33.1	26.4	42.5	44.4	50.0	50.2	19.3
90°	0.0	0.0	0.0	0.0	0.0	0.0	0.0	0.0	0.0	0.0	0.0



REPORT NUMBER: P385699  
 CATALOG NUMBER: GWC-SA1B-730-U-T3

**CANDELA DISTRIBUTION (continued):**

	90°	95°	105°	115°	125°	135°	145°	155°	165°	175°	180°
0°	726.9	726.9	726.9	726.9	726.9	726.9	726.9	726.9	726.9	726.9	726.9
2.5°	728.6	728.0	729.0	726.7	729.6	729.4	728.4	728.8	730.7	730.5	730.7
5°	733.0	732.6	733.8	732.1	735.5	736.7	736.8	738.6	740.7	741.3	741.3
7.5°	744.1	744.1	744.7	742.4	744.7	744.5	743.6	745.3	747.4	747.6	747.4
10°	763.3	763.5	762.5	756.6	754.7	749.5	744.7	744.9	747.6	749.7	750.3
12.5°	787.4	786.6	782.4	771.5	763.5	752.9	748.0	747.8	750.4	752.2	752.7
15°	815.0	812.9	802.0	784.2	770.0	759.6	751.6	749.7	748.1	746.2	746.4
17.5°	841.0	836.3	818.1	793.3	778.4	764.6	749.1	736.7	728.0	723.1	721.5
20°	867.5	858.1	831.8	802.0	783.0	757.9	728.0	702.8	687.0	679.8	678.4
22.5°	891.6	876.5	844.7	811.0	779.4	735.3	688.4	651.6	629.8	620.0	620.8
25°	915.2	894.1	858.1	817.3	761.0	695.5	633.2	588.0	562.7	551.8	551.4
27.5°	935.9	911.9	872.6	812.1	726.7	638.8	567.9	523.9	502.8	493.4	491.9
30°	959.6	934.3	892.0	792.4	676.5	573.3	504.1	473.1	458.2	448.8	447.0
32.5°	988.5	964.8	907.9	756.6	612.3	504.9	454.3	432.7	419.1	408.6	406.6
35°	1030.7	1005.0	911.9	705.2	541.9	450.9	417.7	395.5	377.1	363.5	362.2
37.5°	1083.5	1055.4	902.7	638.8	473.5	415.8	387.3	359.9	336.0	316.8	313.7
40°	1159.8	1117.2	877.2	562.2	423.1	388.8	357.6	326.4	296.7	274.3	269.9
42.5°	1251.3	1189.8	838.2	485.9	386.1	361.4	328.1	289.4	261.1	245.2	242.9
45°	1367.8	1265.3	784.0	419.3	349.7	334.0	296.3	260.7	243.1	231.4	229.5
47.5°	1500.7	1350.0	727.1	365.1	318.9	308.4	270.8	247.9	233.9	224.7	223.0
50°	1664.1	1445.5	666.7	320.6	287.9	277.5	258.8	240.8	229.7	222.6	220.8
52.5°	1848.3	1553.4	623.3	285.6	262.2	254.7	252.4	236.9	227.9	222.6	220.8
55°	2046.8	1663.1	576.3	256.1	240.0	242.1	248.2	237.3	231.2	224.7	222.2
57.5°	2245.4	1776.5	524.0	231.2	222.4	232.7	245.4	238.1	232.9	226.6	224.3
60°	2402.5	1848.3	443.0	210.3	208.4	222.4	238.5	232.3	225.6	225.8	225.4
62.5°	2475.8	1844.5	353.6	191.7	194.4	208.4	227.4	223.3	217.8	225.2	225.8
65°	2434.6	1752.6	275.2	174.9	179.5	193.8	215.9	218.9	220.8	235.2	237.1
67.5°	2261.9	1573.7	213.2	160.1	165.9	183.9	217.0	238.5	241.0	256.1	255.9
69°	2083.2	1405.9	185.2	152.5	159.2	186.4	232.0	250.9	241.5	257.6	255.3
70°	1933.4	1273.2	170.3	147.3	156.1	190.8	241.9	250.7	238.7	252.4	248.6
72.5°	1489.0	915.9	144.4	137.7	145.8	182.5	244.8	245.2	232.0	234.6	228.1
75°	1021.3	578.8	126.0	124.7	130.1	164.5	235.6	234.3	214.5	210.7	205.3
77.5°	563.1	294.0	107.1	112.2	115.9	145.8	214.1	212.2	195.9	187.9	186.0
80°	217.2	128.7	90.4	99.8	102.1	126.2	187.7	186.0	172.4	162.0	159.2
82.5°	82.0	67.4	74.7	86.4	85.6	104.2	159.0	158.0	144.8	129.7	125.1
85°	37.9	40.4	59.2	71.3	65.7	77.2	127.2	128.9	112.8	94.8	94.8
87.5°	16.1	22.6	41.9	53.8	44.2	52.1	93.3	89.1	81.8	56.7	53.2
90°	0.0	0.0	0.0	0.0	0.0	0.0	0.0	0.0	0.0	0.0	0.0



Signify Classified - Internal  
Cooper Lighting Solutions Photometric Lab  
1121 Highway 74 South  
Peachtree City, GA 30269

Scaled Data Report



Report Generated By 670245982

Signify Classified - Internal  
Cooper Lighting Solutions Photometric Lab  
1121 Highway 74 South  
Peachtree City, GA 30269

Scaled Data Report



Signify Classified - Internal  
Cooper Lighting Solutions Photometric Lab  
1121 Highway 74 South  
Peachtree City, GA 30269

Scaled Data Report



Signify Classified - Internal  
Cooper Lighting Solutions Photometric Lab  
1121 Highway 74 South  
Peachtree City, GA 30269

Scaled Data Report





--- HS — SS

Signify Classified - Internal  
Cooper Lighting Solutions Photometric Lab  
1121 Highway 74 South  
Peachtree City, GA 30269

Scaled Data Report



u

Signify Classified - Internal  
Cooper Lighting Solutions Photometric Lab  
1121 Highway 74 South  
Peachtree City, GA 30269

Scaled Data Report



Signify Classified - Internal  
Cooper Lighting Solutions Photometric Lab  
1121 Highway 74 South  
Peachtree City, GA 30269

Scaled Data Report



(END OF REPORT)